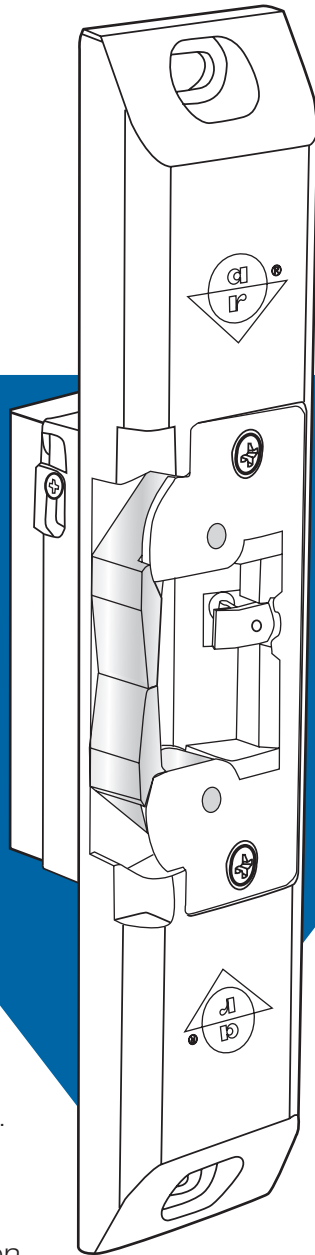


VOLTAGE		
Field selectable to match power source of 12, 16, or 24 VAC/VDC.		
CURRENT DRAW/AMPS		
Volts	AC	DC
12	.163	.440
16	.228	.458*
24	.084	.230

\*Requires 16 VDC adapter (P/N VA 7400-16VDC)

**Opens electrically under 35lbs. of preload!**



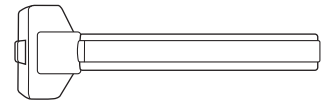
## ULTRA LINE

### 74R1

ANSI/BHMA Type EO9321 (Grade 1)

#### LATCH TYPE

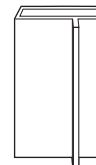
Pullman Bolt  
Rim Panic  
Device by  
others with  
3/4" Latch




#### DOOR FRAME TYPE



Hollow Metal



Narrowline Aluminum



Wood



**Listed for Burglary Resistance (UL1034)**

#### Case

Approx. 1" x 3-3/8" x 1-1/16" deep. Zinc-aluminum alloy.

#### Fail-Safe/Fail-Secure

Field selectable at time of installation.

#### Strike Opening

5/8" x 1-7/16" x 9/16" deep. Bolt retainer jaw is stainless steel. Strike accepts Pullman bolt of exit devices without deadlocking bolts.

#### Mounting Plate/Housing

Measures 1-3/4" x 9" x 11/16" deep. Made of zinc/aluminum alloy. Standard finish in Ritecoat epoxy to match Clear, Dark Bronze Anodized and Black Anodized finishes.

#### Function

A semi-mortised strike for rim exit devices having 3/4" Pullman type bolts without auxiliary bolts. Provides electrical remote control allowing door to open without actuation of the exit device.

This non-handed strike features an ultra-compact design and a stainless steel split-jaw with over 2400lbs. of holding force. The strike releases electrically with up to 35lbs. of door "preload" (pressure exerted on doors by air conditioning systems, warping or misaligned hardware which can disable common electric strikes). Single solenoid operates on 12, 16, or 24 volt AC/DC power. Strikes are equipped with a quick connect plug-in type connector.

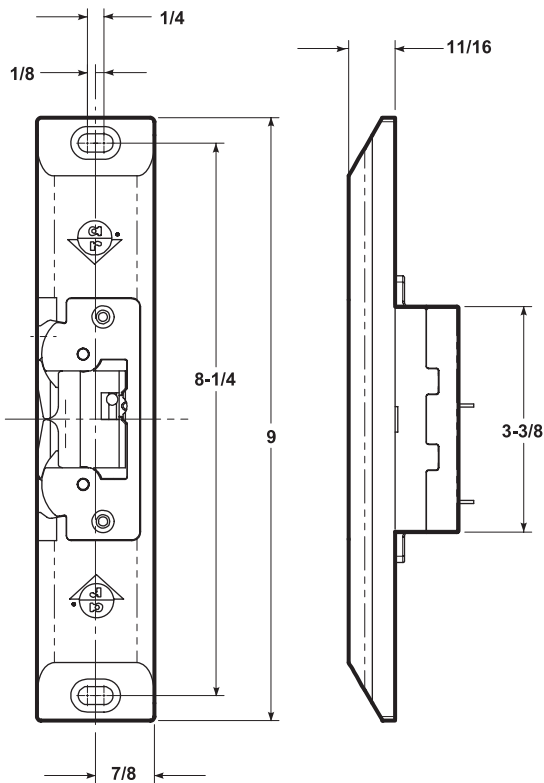
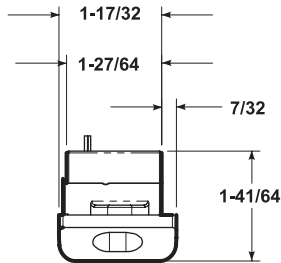


# 74R1 Electric Strikes

## DIMENSIONS

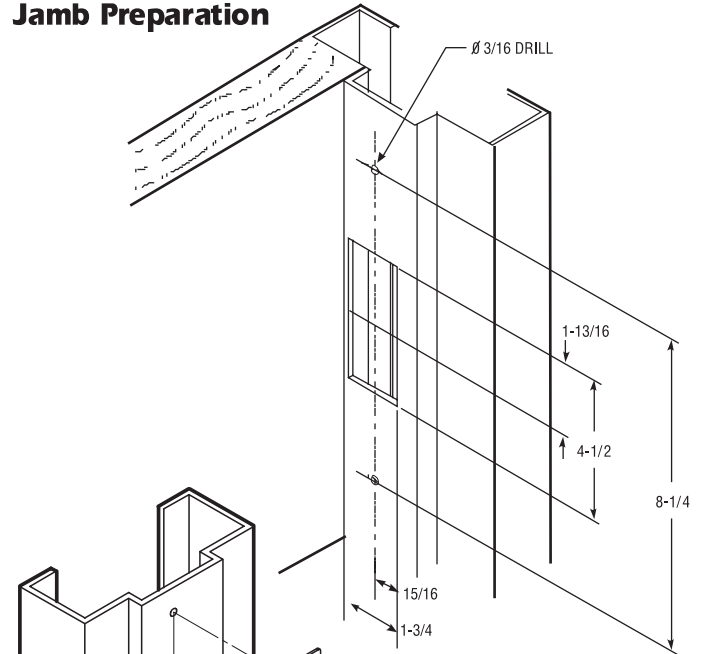
INCHES  
MILLIMETERS

Nominal, subject to tolerance extremes.

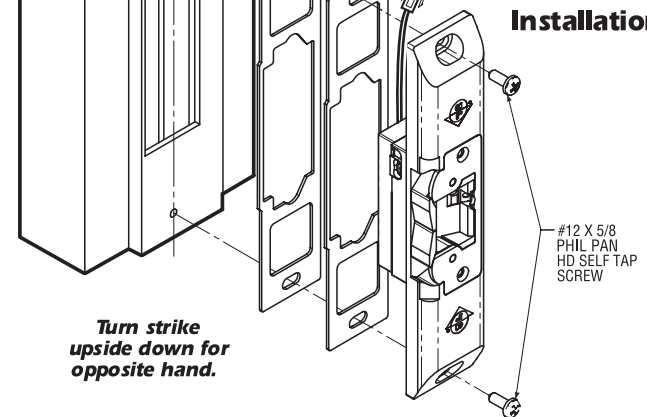


## INSTALLATION

### Jamb Preparation



### Installation



## HOW TO ORDER

Specify quantity and the following information.  
Order related hardware separately.

Fail-secure can be field converted to fail-safe or vice-versa.

**Specify Model**

**Options**

- None
- M** Monitored

**74R1 M 130**

**Finish**

- 130** To match 628 Clear Anodized
- 121** To match 313 Dark Bronze Anodized
- 119** To match 335 Black Anodized

## STANDARD PACKAGE

Individually boxed with mounting plate shims, mounting screws and installation instructions. Shipping weight approx. 2lbs.

## OPTIONS

**Monitoring** - Two internally mounted switches (Form "C") to indicate when the latchbolt is engaged in the strike jaws and a locked/unlocked solenoid status. See page A-16 for more details.

**Power Sources** - 4605/4606 Transformer, 4603 Rectifier, and PS-1 Power Supply. See page A-16 for more details.

**ELX-ElectroLynx™ Adapter** - Connects Adams Rite electrified products to ElectroLynx system.

**16 VDC Adapter** - VA7400-16VDC required when using 16VDC power.